

MOUNT PLEASANT ISD CHILD DEVELOPMENT CENTER WEEKLY INSTRUCTION

3YR OLD PRE-K

DATE
MAY 4 -MAY 8

PARENT RESOURCES

Peep and the Big Wide World
English

<http://peepandthebigwideworld.com/en/educators/>



El Mundo Divertido de Peep
Spanish

<http://peepandthebigwideworld.com/es/educadores/>



CLI Engage Family Resources

<https://cliengage.org/public/tools/materials/covid-19-family/>



SCHOOL READINESS DOMAINS

SOCIAL EMOTIONAL-

Social development refers to a child's ability to create and sustain meaningful relationships with adults and other children.

APPROACHES TO LEARNING-

The Approaches to Learning domain incorporates emotional, behavioral, and cognitive self-regulation under a single umbrella to guide teaching practices that support the development of these skills.

LANGUAGE & LITERACY-

Language development refers to emerging abilities in listening and understanding (receptive language) and in using language (expressive language).

COGNITION- Children play an active role in their own cognitive development by exploring and testing the world around them, but they also need support from parents, teachers, and other adults.

PERCEPTUAL, MOTOR, & PHYSICAL DEVELOPMENT-

Perception refers to children's use of their senses to gather and understand information and respond to the world around them. Gross motor skills refer to moving the whole body and using larger muscles of the body, such as those in the arms and legs. Fine motor skills refer to using the small muscles found in individual body parts, especially those in the hands and feet.

MOUNT PLEASANT ISD CENTRO DE DESARROLLO INFANTIL INSTRUCCIONES SEMANALES

3YR OLD PRE-K

FECHA

4 DE MAYO-8 DE MAYO

RECURSOS PARA PADRES

Peep and the Big Wide World
English

<http://peepandthebigwideworld.com/en/educators/>



El Mundo Divertido de Peep
Spanish

<http://peepandthebigwideworld.com/es/educadores/>



CLI Engage Family Resources

<https://cliengage.org/public/tools/materials/covid-19-family/>



DOMINIOS DE PREPARACIÓN ESCOLAR

SOCIAL EMOCIONAL-

El desarrollo social se refiere a la capacidad del niño para crear y mantener relaciones significativas con adultos y otros niños.

ENFOQUES DE APRENDIZAJE-

El dominio de enfoques para el aprendizaje incluye la autorregulación emocional, conductual y cognitiva bajo un solo paraguas para guiar las prácticas de enseñanza que apoyan el desarrollo de estas habilidades.

LENGUAJE Y ALFABETIZACIÓN-

El desarrollo del lenguaje se refiere a las habilidades emergentes en escuchar y la comprensión (lenguaje receptivo) y en el uso del lenguaje (lenguaje expresivo).

COGNICIÓN- Los niños juegan un papel activo en su propio desarrollo cognitivo explorando y probando el mundo que los rodea, pero también necesitan el apoyo de padres, maestros y otros adultos.

DESARROLLO PERCEPTUAL, MOTOR Y FÍSICO-

La percepción se refiere al uso que hacen los niños de sus sentidos para reunir y comprender información y responder al mundo que los rodea. Las habilidades de motoras gruesas se refieren al uso de los músculos de todo el cuerpo y usar los músculos gruesos como las de los brazos y piernas. Motoras finas se refiere a los músculos pequeños que se encuentran en partes individuales del cuerpo, especialmente en las manos y los pies.



**MAY 2020
PARENT NEWSLETTER**

WEEK 6

Everyday life has changed and will continue to change. Children may struggle with the change and adjusting to a new routine and may interfere with their sense of normalcy, security, and structure. Children are good observers of people and environments and notice stress in their parent, and other caregiver, peers, and community. This is why it's important to care for their emotional health too.

You can do this by creating a safe physical and emotional environment by practicing the 3 R's: Reassurance, Routine, and Regulation.

- **Reassurance:** Adults should reassure their children that they are there to keep them safe and their loved ones.
- **Routine:** Children enjoy having a routine that makes them feel safe and predictable.
- **Regulation:** Adults are supportive of their children and regulate their emotional needs by encouraging them in times of stress in engaging activities.



Resources for Families

The Center of Disease Control and Prevention website at www.cdc.gov offers details information about COVID-19 and Titus County local information is located on the city website at www.mpcity.net. These websites provide up-to-date information, provides details on best

practices to avoid COVID-19 and what to do if you or a family member becomes sick.

Titus County Cares Food Pantry continues to operate during their regular hours. The only difference is the pre-boxed food will be brought to your car. Please bring your Food Pantry Card or your identification. Titus County Cares hours are Monday, Wednesday, and Thursday from 9:00am to 3:00pm and Tuesday from 5:00pm to 7:00pm.

Women Infant Children (WIC) is available to low-income pregnant women, infants, and children, under 5-year-old. WIC offers a variety of healthy food choices for families. For more information call 903-572-9879.

For **Snap Food Benefits and HealthCare** services, apply or continue to reenroll as requested by YourTexasBenefits.com

If your **employment** has been affected by the COVID-19 go to www.twc.texas.gov or call 1-800-939-6631.

Expectant Heart Pregnancy Resource Center provides diapers, wipes, and other parenting resources. Call 903-434-3300 for more information.

Mt. Pleasant ISD will offer meals to MPISD students from 11:00am to 1:00pm, Monday - Thursday.

COVID-19 Mental Health Support Line 24 hours a day, 7 days a week toll free at 833-986-1919.

Facilitating Creative Art

Creative art is a key part of child-centered experience. It helps develop young children to be creative thinkers and risk takers. Below are ways you can support your child's creativity:

Ask them to describe their art: The child is likely to want to describe their artwork to you and feel happy you are taking notice of their creativity.

Don't assume you know what children have created: Let the child describe their picture because it could have a different meaning to the child that you interpreted.

Use specific descriptive comments: comments could include "I see you spent a lot of time coloring with the purple and green markers, it makes your drawing look so colorful and bright."

Don't get into the habit of commenting on each picture: As your child may feel that they need your approval of everything they create.



Living Room Activities:

- Make slime
- Watercolor drawing
- Do a puzzle
- Put on a sock puppet play
- Read a book

How to Make Slime:

12 oz of Elmer white glue

1 1/2 tablespoons of Baking Soda

2 tablespoons of contact lens saline solution
(food coloring and glitter optional)



MAYO 2020

WEEK 6

NOTICIAS PARA LOS PADRES

Nuestras vidas han cambiado y continuarán cambiando. Los niños pueden tener dificultades con el cambio y adaptándose a una nueva rutina y pueden interferir con su sentido de normalidad, seguridad y estructura. Los niños son buenos observadores de personas y su ambiente y notan el estrés en sus padres y otros cuidadores, compañeros y comunidad. Por eso también es importante cuidar su salud emocional.

Puede hacer esto creando un ambiente físico y emocional seguro practicando: tranquilidad, rutina y regulación.

- **Tranquilidad:** los adultos deben asegurar a sus hijos que están allí para mantenerlos a salvo y a sus seres queridos.
- **Rutina:** a los niños les gusta tener una rutina que los haga sentir seguros y ayuda con autodisciplina.
- **Regulación:** los adultos apoyan a sus hijos y regulan sus necesidades emocionales alentándolos en momentos de estrés con actividades interesantes.



Recursos para las familias

El sitio web del Centro de Control y Prevención de Enfermedades en www.cdc.gov ofrece información local del condado de Titus se encuentra en el sitio web de la ciudad en www.mpcity.net. Estos sitios web proporcionan información actualizada, dan detalles

sobre las mejores practicas para evitar COVID-19 y que hacer si usted o un miembro de su familia se enferma.

La Despensa de Comida de Titus County Cares Continúa operando durante sus horas regulares. La única diferencia es que los alimentos estarán previamente empacados y se les llevarán a su automóvil. Traiga su tarjeta de despensa de alimento o su identificación. El horario de atención de condado de Titus es lunes, miércoles, y jueves de 9:00 a.m. a 3:00 p.m. y los martes de 5:00 p.m. a 7:00 p.m.

El programa para Mujeres, Bebés y Niños (WIC) está disponible para mujeres embarazadas de bajos ingresos, bebés y niños menores de 5 años. WIC ofrece una variedad de opciones de alimentos saludables para las familias. Para más información llame al 903-572-9879.

Para los beneficios de Snap **Servicios de Comida y los Servicios de Atención Médica**, solicite o continúe reinscribiéndose según lo solicite el programa YourTexasBenefit.Com

Si su **empleo** se ha visto afectado por el COVID-19, visite www.twc.texas.gov o llame al 1-800-939-6631.

El Centro de Recursos para Embarazadas Expectant Heart proporciona pañales, toallitas, y otros recursos para padres, Llame al 903-434-3300.

El Distrito Escolar de Mt. Pleasant ofrecerá comida a estudiantes de MPISD de 11:00 a.m. a 1:00 p.m. de lunes a jueves.

Línea de apoyo de salud mental durante COVID-19 estará disponible las 24 horas del día, los 7 días a la semana llamando sin cargo al 833-986-1919.

Facilitando el Arte

El arte creativo es una parte clave de la experiencia centrada en el niño. Ayuda a desarrollar a los niños pequeños para que sean pensadores creativos y tomadores de riesgos. A continuación se presentan formas en que puede apoyar la creatividad de su niño:

Pídale que describan su arte: es probable que el niño quiere describir su obra de arte y se sienta feliz de que se dio cuenta de su creatividad.

No asuma que sabe lo que los niños han creado: deje que el niño describa su imagen porque podría tener un significado diferente para el niño que usted interpreto.

Use comentarios descriptivos específicos: Por ejemplo "veo que usaste mucho los marcadores azul y amarillo para el cielo. ¡Muy impresionante!"

No se acostumbre a comentar en cada imagen: Ya que su niño puede sentir que necesita su aprobación de todo lo que crea.



Actividades en la sala:

- Hacer slime
- Dibuj de color de agua
- Hacer un rompecabezas
- Poner un espectáculo de títeres de calcetines
- Leer un libro

Como Hacer Slime:

12 oz de pegamento blanco Elmer


1 ½ cucharada de bicarbonato de sodio

2 cucharadas de solución salina para lentes de contacto (colorante alimentario y brillo opcional)


Mrs. Wishy Washy

Read Mrs. Wishy Washy's Farm by Joy Cowley


(Available on YouTube)



Re-tell the story with the animals you have at home.




Wash your farm animal.




Write: I washed the (animal name here).

Draw a picture of your farm.

Name: _____



A large, empty rectangular box for drawing or writing, occupying the central portion of the page.



Farm Read, Build, Write

Select a vocabulary word.



Read the word.



Build the word.



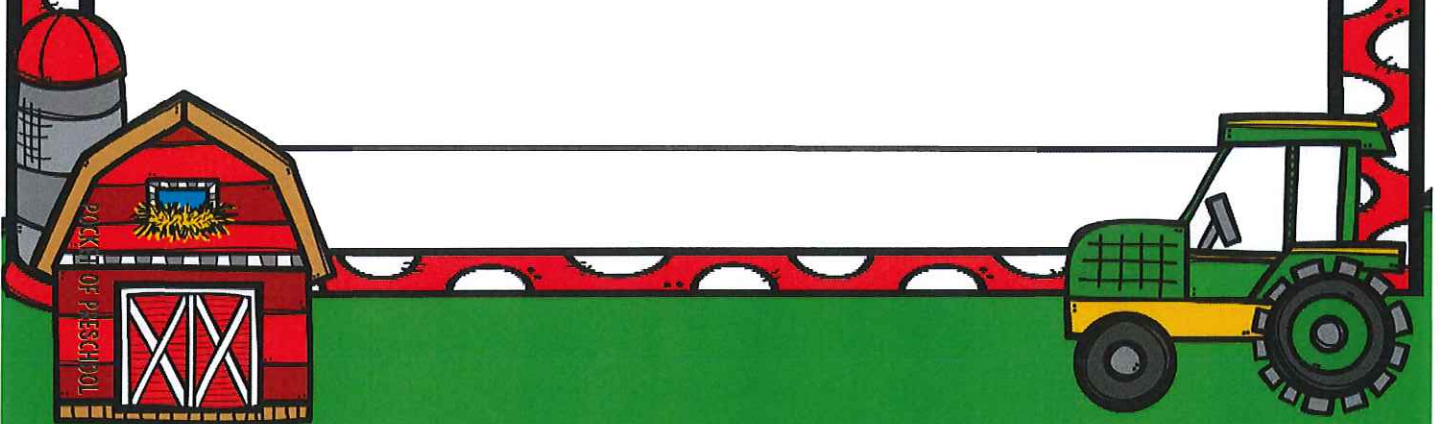
Write the word.



Read

Build

Write





Farm Words



tractor



barn



silo




farmer




cat




cow



hen



chick



rooster



pig



sheep



goose




horse




goat




dog



duck




trough



hay




grain




corn field



orchard



berry patch



vegetable
garden



farm house




pig pen



chicken
house



field



pond



flower
garden

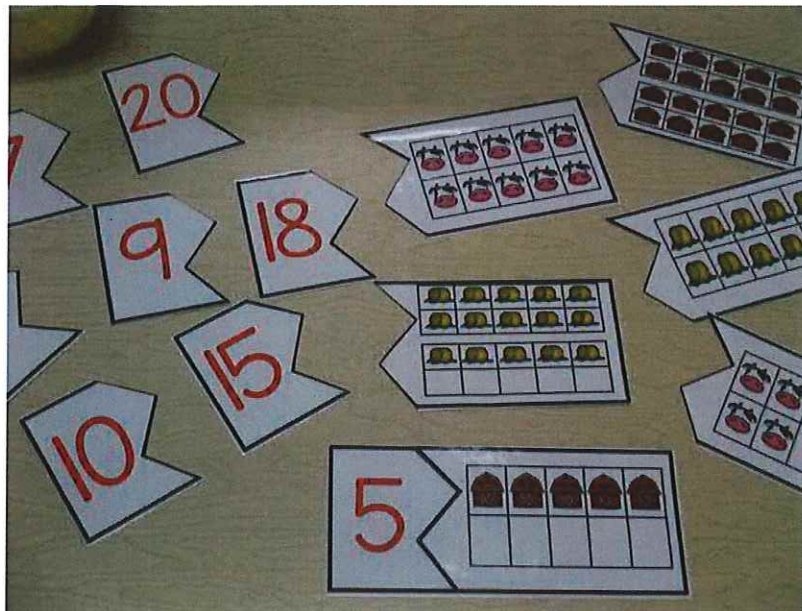
farm number puzzles

Print on cardstock and laminate for durability. Cut out each puzzle individually.


Students can play this game on the floor, table, or in a pocket chart.

How to Play: Students match the numbers with the corresponding number of objects.



This game can be played alone or with a peer.
Optional recording pages.






1


2


3


4




5



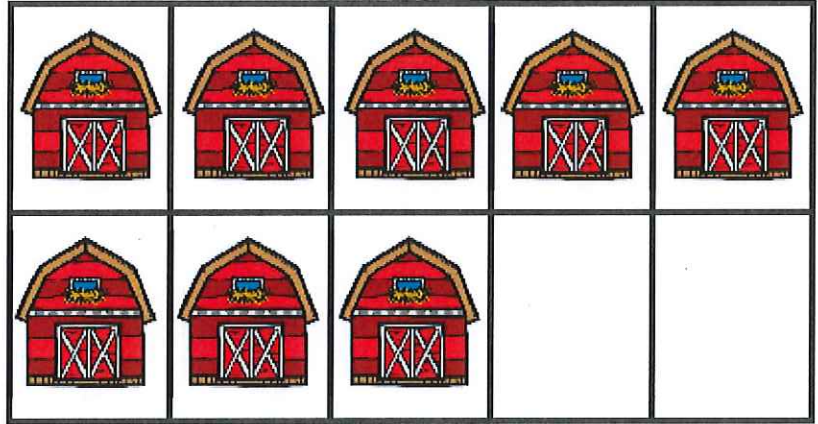
6



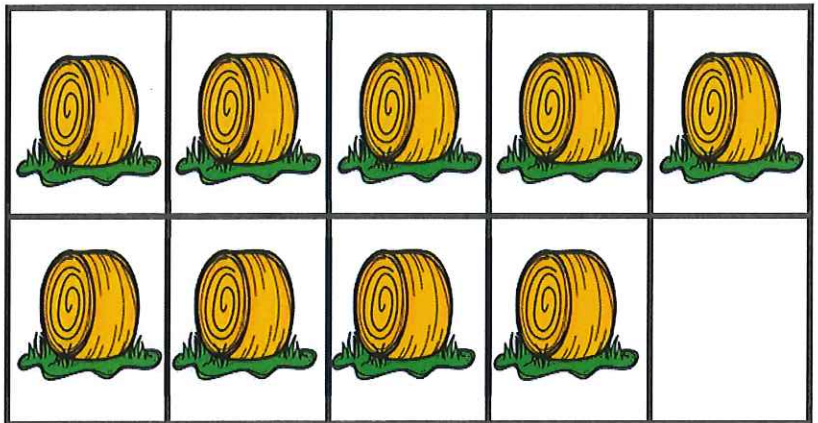
7




8




9




10



11



12




Farm Rhyme Match

Select a vocabulary word.



Find a word that rhymes with it.

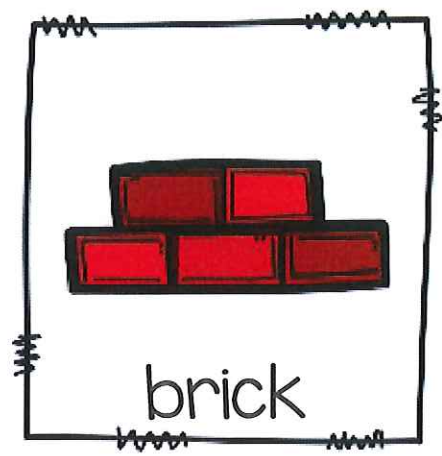






Say both words to see if they rhyme.



Write the words.








cat




goat



barn



hat




boat




yarn



sheep




pig




goose




sleep




dig




moose



fish



duck



hen



dish



truck



pen



rain



sun




house



plane



bun



mouse

ANIMAL MOVEMENT CARDS - FULL SET

Flutter like
a butterfly




GALLOP like
a horse



BOUNCE like
a kangaroo



STOMP
like
eleph



bounce like
a puppy



CLIMB like a
koala



CRAWL
like a turtle



flap like
a bird




Flutter like
a butterfly




Top
Teacher
RESOURCES

GALLOP like
a horse



Top
Teacher
RESOURCES


BOUNCE like
a kangaroo



Top
Teacher
RESOURCES


STOMP

like an
elephant




Top
Teacher
RESOURCES

slither like
a snake




Top
Teacher
RESOURCES

SWING like
a monkey



Top
Teacher
RESOURCES

CHOMP like
a crocodile




Top
Teacher
RESOURCES

stand like a
flamingo




Top
Teacher
RESOURCES

hop like a
bunny




Top
Teacher
RESOURCES

leap like a
frog




Top
Teacher
RESOURCES

Walk like a
dinosaur




Top
Teacher
RESOURCES

strut like a
rooster



Top
Teacher
RESOURCES


ROLL like
a pig



STRETCH like
a giraffe



dance like
an octopus



walk like a
penguin



Fine Motor at Home

Fine motor is the muscle control between fingers, hands, and eyes to complete a task. When your child uses their hands to learn, this strengthens fine motor skills.

Try This!

- Give your child time to get dressed/ undressed themselves. Practice buttons, zippers, and snaps.
- Allow your child to use scissors to cut paper (with supervision).
- Encourage your child to use a fork, spoon, and cup during meals.
- Be creative! Give your child a variety of art materials to explore:

Playdough

Stickers

Beads

Pipe cleaners

Yarn or string

Pencils

Crayons

Markers

Chalk

Finger paints

Tissue paper

Glue sticks



Things to Remember

Be sure to watch that your child does not put any small objects in their mouth.

Math at Home

With a little creativity, math can be a lot of fun. Show your child that math is in our everyday lives!



It's Not Just About Numbers

- Notice and talk about the time.
- Look at a calendar. Make it exciting by looking forward to special days and holidays.
- Provide your child with manipulatives (small objects or toys), such as blocks or pegs.
- Put together simple puzzles.
- Talk about shapes and find them in the environment.
- Allow your child to look at and handle real money (with supervision).

In the Kitchen!

- Ask your child to set the table.
- Follow a recipe while cooking.
- Think out loud and encourage problem solving.
- Practice sorting & classifying by doing household chores together, such as sorting silverware or matching socks.
- Allow your child to help with simple measuring tasks using a ruler or measuring cups.

YouTube:

Harry Kindergarten

Fun songs that teach and help develop self-regulation.

Dr. Jean

Fun songs that teach

Learning Station

Fun songs that teach

Mr. B

Letter and counting songs

APPS:

LetterSchool

Practice writing letters and numbers.

ABCYA

Math, STEM, and literacy games.

Go Noodle

Dance-alongs, yoga and more. Also on YouTube.

Vooks

Brings books to life with no ads.

(free for 1 month)

www.vooks.com/parent-resources

Observing and Scrubbing Rocks

1. Take the rocks .



2. Use the magnify glass to observe rocks.



3. Scrub your rocks.




School Readiness Goals :

E. Perceptual, Motor, & Physical Development

1. Children will show increased ability to control large and small muscles.

big



little



smooth



rough



Observando y Lavando las Rocas

1. Toma las rocas.



2. Use la lupa para observar las rocas.



3. Lava tus rocas con el cepillo.




School Readiness Goals :

E. Desarrollo físico, motor y perceptivo

1. Los niños mostrarán mayor capacidad para controlar sus músculos grandes y pequeños.

grande



chiquita



lisa



rasposo



Products We Can Obtain from Farm Animals

1. Go on a scavenger hunt.



2. Find items you can obtain from farm animals.



3. Tell a family member what you found and where it comes from.



4. Write a sentence.

Milk comes from a cow.

Productos que podemos obtener de animales de la granja

1. Ve en una búsqueda.



2. Encuentra artículos que puedas obtener de animales de la granja.



3. Dile a un miembro de la familia lo que encontraste y de dónde proviene.



4. Escribe una oración.

La leche viene de la vaca.

Products We Can Obtain from Farm Animals

Productos que podemos obtener de animales de la granja

 <i>pig cerdo</i>	 <i>cow vaca</i>	 <i>sheep oveja</i>	 <i>hen gallina</i>
<i>bacon</i> <i>el tocino</i> 	<i>milk</i> <i>la leche</i> 	<i>wool</i> <i>la lana</i> 	<i>eggs</i> <i>los huevos</i> 
<i>ham</i> <i>el jamón</i> 	<i>cheese</i> <i>el queso</i> 	<i>blankets</i> <i>las cobijas</i> 	<i>chicken legs</i> <i>pierna de pollo</i> 
<i>pork chops</i> <i>las chuletas</i> 	<i>yogurt</i> <i>el yogur</i> 	<i>sweater</i> <i>el sueter</i> 	<i>feathers</i> <i>plumas</i> 

Can you think of other items? What else can you find?

¿Puedes pensar en otros artículos?

¿Qué más puedes encontrar?

How Do You Feel Today?

Think about how you feel today.



Angry



Scared



Sad



Happy

Create your face out of playdoh.



Write your sentence.

I feel ____ today.



Happy




Sad



Scared




Angry





contento




triste



asustado




enojado



How do you feel?




Angry



Scared



Sad




Happy




Frustrated



Anxious



Disappointed



Calm

¿Como te sientes hoy?

Piensa en cómo te sientes hoy.



Angry



Scared



Sad



Happy

Crea tu cara con playdoh.



Escribe tu oración.

Me siento _____ hoy.


How do you feel?




enojado




asustado



triste




contento




frustrado



ansioso




decepcionado



calma

Animal collage

1. Look for magazines



2. Look for farm animals from magazines




3. Make a farm animal collage.



4. Write your sentence

I cut a _____.





pig



cow



horse



dog




cat



chicken

Poster animales de la granja

1. busque revistas



2. busque en la revista por animales de la granja

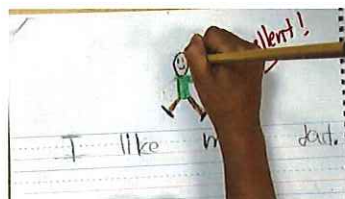


3. Haz un poster de animales de la granja.



4. escribe tu oración.

Yo corte un/ una _____.





cerdo



vaca



caballo



perro



gato



gallina