

Name _____

Date _____

Teacher _____

Campus _____

Kindergarten

Spanish

Week Four

April 20-24

Mount Pleasant ISD

Libro original en inglés de nivel B

Libro de nivel • C

Juegos que jugamos



Escrito por Noy Saetia • Ilustrado por Signe Nordin

www.readinga-z.com

Juegos que jugamos


Un libro de lectura de Reading A-Z, Nivel C • Número de palabras: 46



Reading A-Z

Visita www.readinga-z.com para obtener miles de libros y materiales.

Juegos que jugamos




Escrito por Noy Saetia
Ilustrado por Signe Nordin

www.readinga-z.com

Juegos que jugamos
Libro de lectura Nivel C
Games We Play
Libro original en inglés, Nivel B
© Learning A-Z
Escrito por Noy Saetia
Ilustrado por Signe Nordin
Traducido por Lidia Strong

Todos los derechos reservados.

www.readinga-z.com



Nos gusta jugar a la pega.


Juegos que jugamos • Nivel C

3



Nos gusta jugar al béisbol.


4



Nos gusta jugar al fútbol.

Juegos que jugamos • Nivel C

5



Nos gusta jugar a los disfraces.


6



Nos gusta jugar a las casitas.


Juegos que jugamos • Nivel C

7



Nos gusta jugar a las escondidas.


8



Nos gusta jugar juegos de vídeo.

Juegos que jugamos • Nivel C

9



Pero no jugamos con el fuego.



Juegos que jugamos

¿Por qué crees que el niño tiene una carita de descontento mientras juega a las casitas?

Hacer inferencias / Sacar conclusiones

Reading A-Z



Juegos que jugamos

¿Por qué no juegan con fuego?

Analizar

Reading A-Z



Juegos que jugamos

¿Qué deportes les gusta jugar?

Clasificar información

Reading A-Z



Juegos que jugamos

¿Cuáles son otros juegos que te gustan jugar?

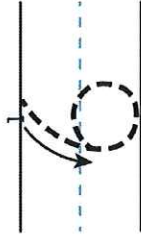
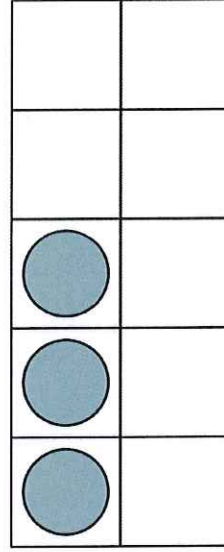
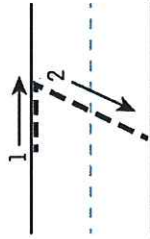
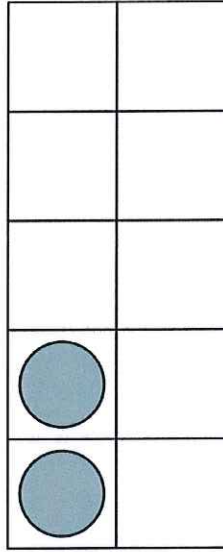
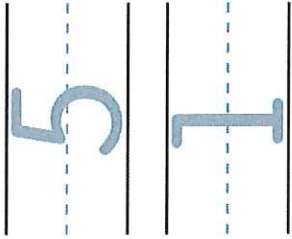
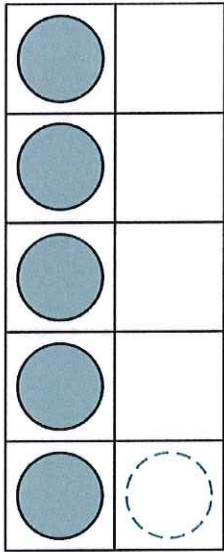
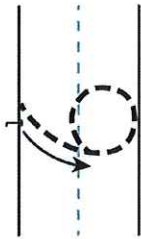
Crear

Reading A-Z

Making 6 and 7

Name _____

Example



Have children trace the numbers on the left and draw more counters in the 10-frames to show a total of 6 or 7.
 On the right, have children write the number of gray counters shown and the number of counters drawn to make the total.

Making 6 and 7 continued

Name _____

4 ?

3 ?

2 4 ? ?

1 ?













6 ?

Have children show number pairs for 6 and 7 by drawing counters. Have children use the numbers shown to complete the model with two colors. Then have them write the total on the left.

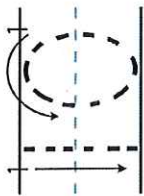
Making 10


Name _____

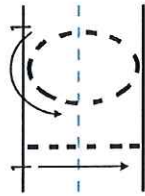
Example









9 1







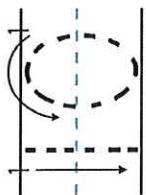
					
					

Ask children to draw counters to finish each picture so that it shows 10. Have children write the number of dark gray counters and the number of counters that they drew. Finally, have children trace the numeral 10 to show the total.

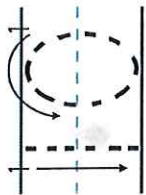
Making 10 continued

Name _____

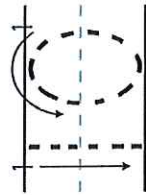
●				
●				



●				
●	●			



●	●	●		



Ask children to draw counters to finish each picture so that it shows 10. Have children write the number of dark gray counters and the number of counters that they drew. Finally, have children trace the numeral 10 to show the total.