

Name _____

Date _____

Teacher _____

Campus _____

Kindergarten

English


Week Five

April 27 – May 1

Mount Pleasant ISD

LEVELED BOOK • E

When I Grow Up



Written by Cheryl Ryan • Illustrated by Chris Grine

www.readinga-z.com

When I Grow Up

A Reading A-Z Level E Leveled Book • Word Count: 121



Reading a-z

Visit www.readinga-z.com for thousands of books and materials.

When I Grow Up



Written by Cheryl Ryan
Illustrated by Chris Grine

www.readinga-z.com

When I Grow Up
Level E Leveled Book
© Learning A-Z
Written by Cheryl Ryan
Illustrated by Chris Grine

All rights reserved.

www.readinga-z.com

Correlation


LEVEL E	
Fountas & Pinnell	E
Reading Recovery	7-8
DRA	8



“When can I stay up late?” I asked.
“When you grow up,” said Dad.

When I Grow Up • Level E

3



“When can I eat anything I want?”
I asked.
“When you are grown up,” Mom said.


4



“When can I go shopping by myself?”

I asked.


“When you grow up,” Dad said.



“When can I go to the movies alone?”

I asked.

“When you grow up,” said Mom.




“When can I drive the car?” I asked.
“When you are grown up,” said Dad.

When I Grow Up • Level E

7



“When can I get a job like yours?”
I asked.
“When you grow up,” said Mom.



“When can I go out at night?”

I asked.

“When you are grown up,” Dad said.

When I Grow Up • Level E

9



“When can I have cookies and milk?”

I asked.

“Right now,” said Mom.

Why won't the girl's parents let her go out to places by herself?

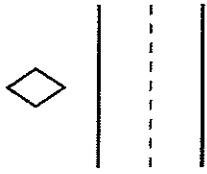

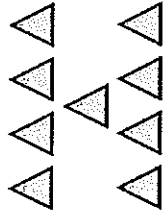
Think about the things adults are able to do. When you are grown up, what kinds of things do you want to do?

Do you think it's important for children to have rules when living with their parents? Why or why not?

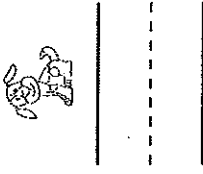
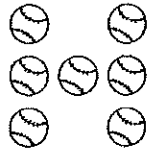
What is the main idea of this book? What are some details to support the main idea?

Comparing Within 10 *continued*

Name _____



or








or

In each problem, have children compare the numbers of objects. Have children write how many are in each group and then circle the number that is less. If the groups have the same number, have children circle both numbers.

Name: _____

Decomposing Quantities

Example: I can decompose 4 into:

4	  2 and 2
 and  3 and 1	 4 and 0

Now you try these.

Draw pictures to show 3 different ways to decompose, or break apart, the number 6.

6	

Name: _____

Draw pictures to show 3 different ways to decompose, or break apart, the number 9.

9	

Draw pictures to show 3 different ways to decompose, or break apart, the number 10.

10	