


How Frogs Grow

A Reading A-Z Level C Leveled Book

Word Count: 48

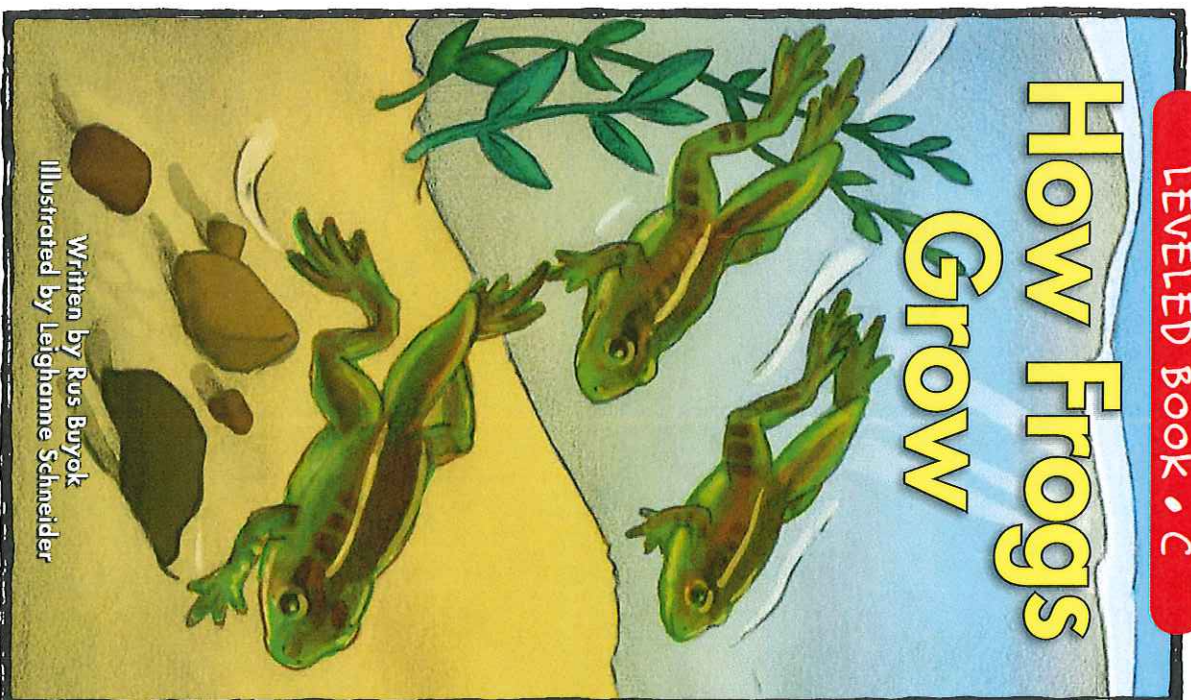


Reading a-z

Visit www.readinga-z.com
for thousands of books and materials.

LEVELED BOOK • C

How Frogs Grow



Written by Rus Buyok
Illustrated by Leighanne Schneider

www.readinga-z.com

How Frogs Grow



Written by Rus Buyok
Illustrated by Leighanne Schneider

www.readinga-z.com


How Frogs Grow
Level C Leveled Book
© Learning A-Z
Written by Rus Buyok
Illustrated by Leighanne Schneider
All rights reserved.
www.readinga-z.com

Correlation


LEVEL C	
Fountas & Pinnell	C
Reading Recovery	3-4
DRA	3-4



A frog lays eggs
in water.



Tadpoles come out
of the eggs.



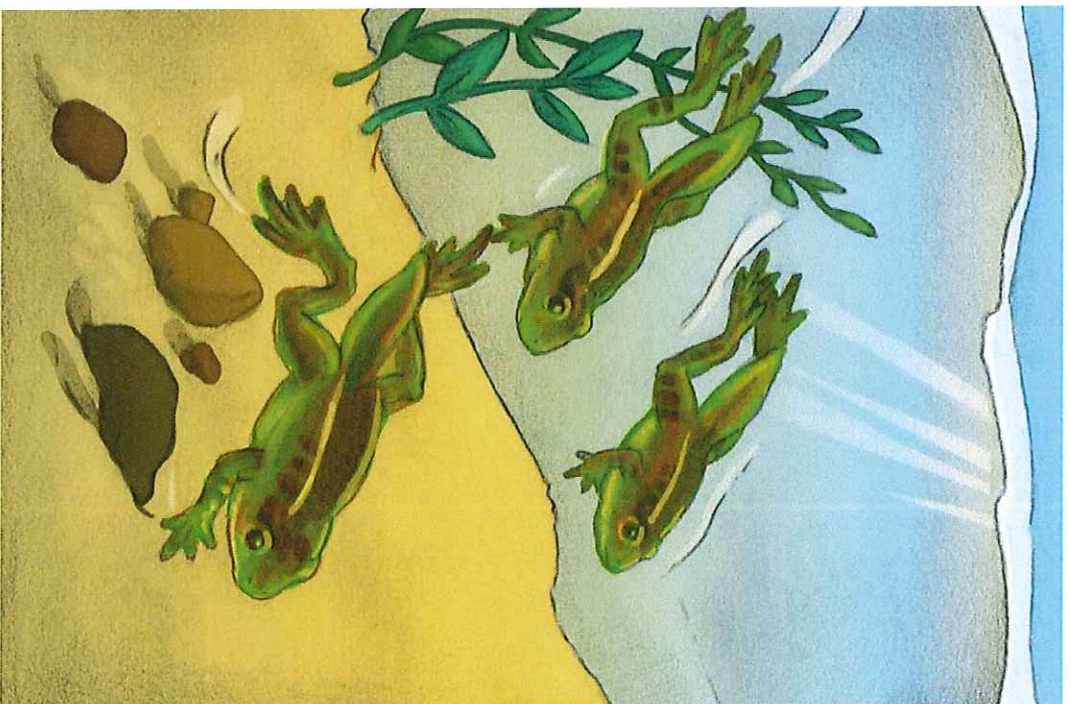
The tadpoles have
long tails.



The tadpoles grow
back legs.



The tadpoles grow
front legs.



The tadpoles are
now froglets.



The froglets grow
and grow.
Their tails get smaller
and smaller.



The froglets are
now frogs.

Why do frogs lay their eggs in water?



Analyze

How is a tadpole different from a frog?



Compare and Contrast

Why did the author write this book?



Author's Purpose


Imagine you are a froglet. How do you feel about all the changes that are happening?




Create

Name _____

1.




2.

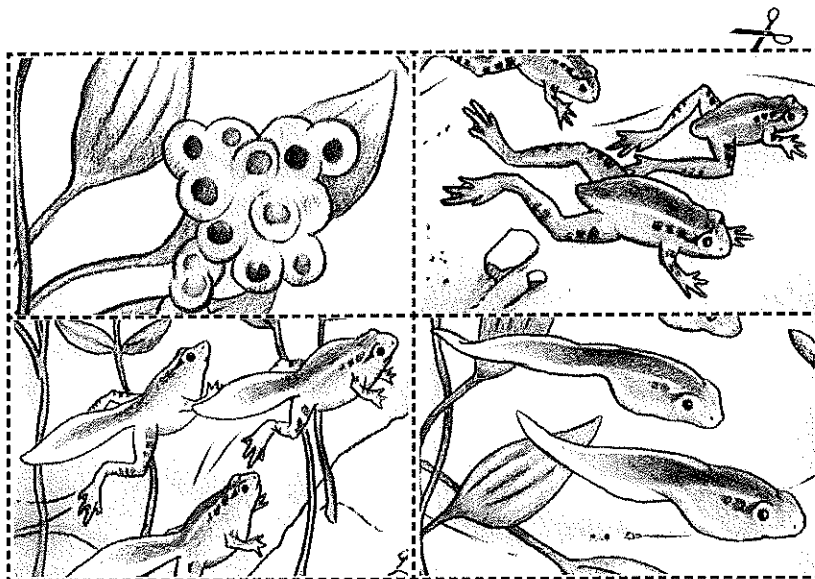



HOW FROGS GROW • LEVEL C • 1

3.




4.




SKILL: SEQUENCE EVENTS

Instructions: Have students cut out the pictures and glue them in the correct order in the life cycle. Have them use the book *How Frogs Grow* to label the pictures: *eggs, tadpoles, froglets, or frogs.*



and _____ **is** _____.

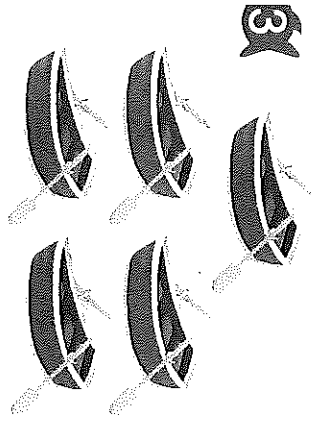
Directions Say: Daniel sees 1 boat on the water. Then 4 more boats go out onto the water. How many boats are there in all?

 **TEKS K.3A** Model the action of joining to represent addition and the action of separating to represent subtraction. Also, K.3, K.3B, Mathematical Process Standards K.1C, K.1F, K.1G.

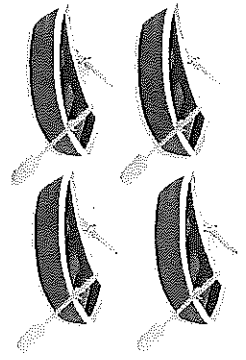
Digital Resources at PearsonTexas.com

Save  Learn  A-Z    Tools  Games 

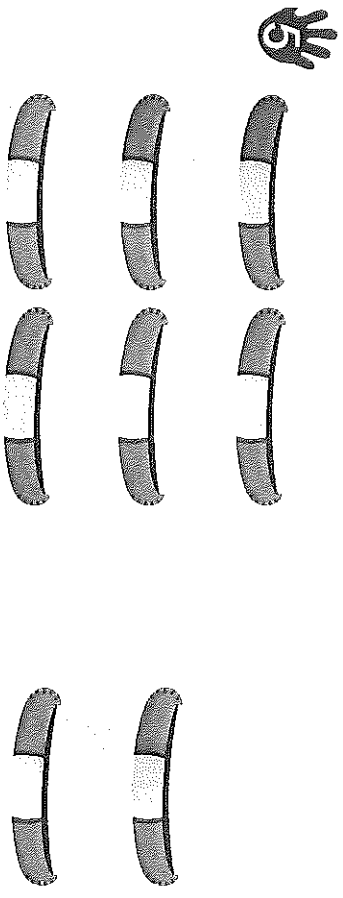
Name _____




_____ and _____ is _____



_____ and _____ is _____




_____ and _____ is _____



_____ and _____ is _____


Directions Have students use connecting cubes to model joining the groups, and then write a sentence that tells how many in all.

3




and _____ is _____

4




and _____ is _____



and _____ is _____

6



and _____ is **6**

Directions Have students: and write the numbers that tell how many objects are in each group and how many there are in all; listen to the story, draw the other group of counters, and then write a sentence to match the story. Say: *There are some boats in the water. 6 more boats come. There are 9 boats in all.* draw 2 groups of connecting cubes that equal 6 connecting cubes when joined together, and then complete the sentence.