

Glassblowing

A Reading A-Z Level F Leveled Book

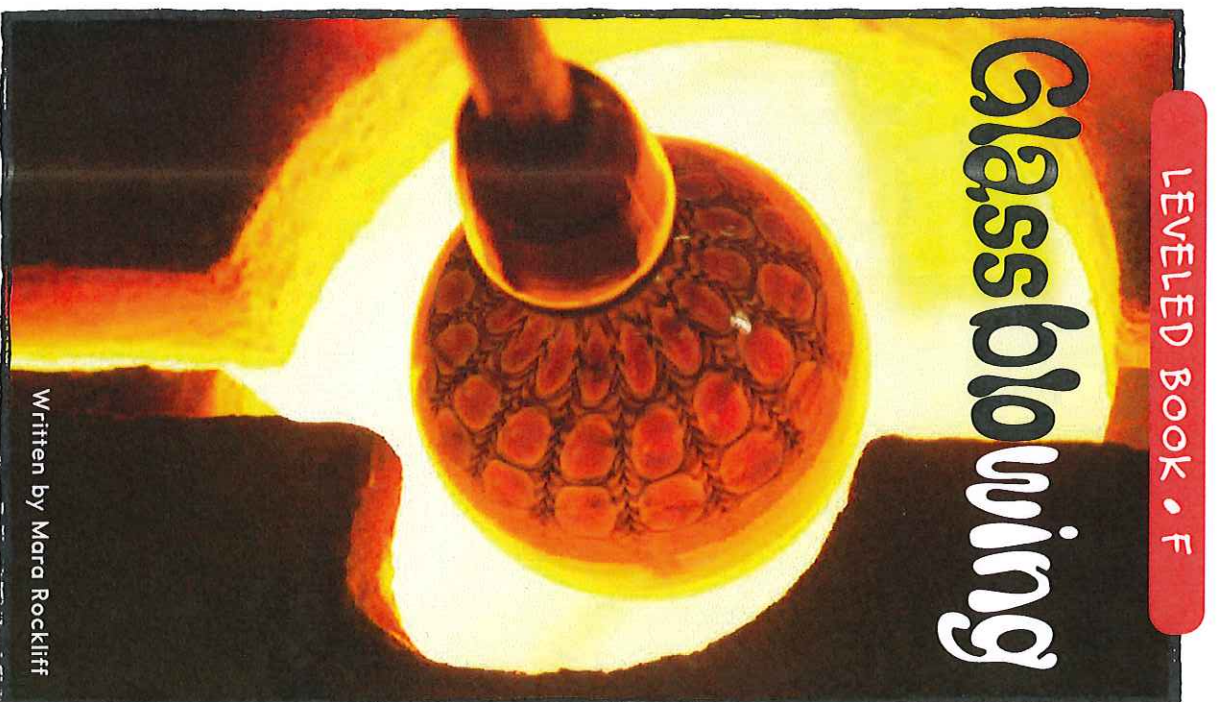
Word Count: 141



Reading A-Z

Visit www.readinga-z.com


for thousands of books and materials.



www.readinga-z.com

Glassblowing

Photo Credits:
All photos: Tim Fuller/© Learning A-Z



Written by Mara Rockliff

www.readinga-z.com

Glassblowing
Level F Leveled Book
© Learning A-Z
Written by Mara Rockliff

All rights reserved.

www.readinga-z.com

Correlation


LEVEL F	
Fountas & Pinnell	F
Reading Recovery	9-10
DRA	10




I am a glassblower.
Watch me make
a beautiful glass bowl.



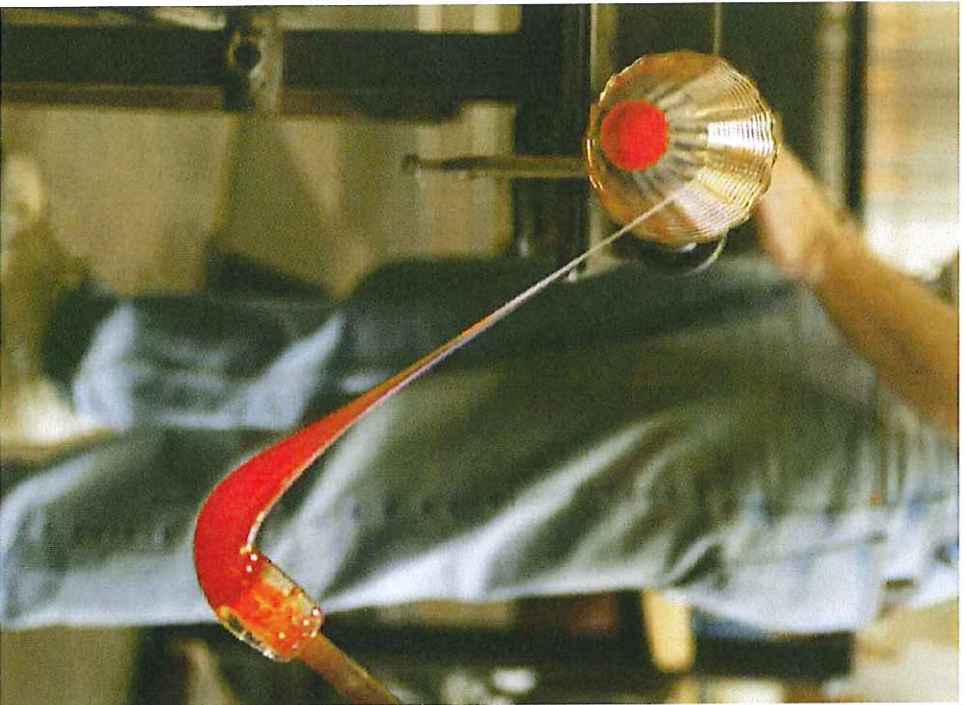
The oven that holds
the glass is very, very hot.
The hot glass is runny,
like honey.



I dip my long pipe
into the hot glass.
I roll the pipe on the table
to smooth and cool
the glass.




I blow into the pipe.
I blow a bubble
in the gooey glass.
I try not to blow too hard.




I add other colors
to make the bowl
even more beautiful.



I dip my pipe
into the oven again.
The oven makes
the colors flow.



My tools help me to shape
the glass.



I spin the glass
as fast as I can.
The bowl gets wider
and wider.



I break off the pipe.
I heat the glass again
to make it smooth.



The glass cools slowly.
My beautiful bowl is done.


Reading a-z 

Evaluate

What do you think the glassblower likes best about his job?

Glassblowing

Level F

Reading a-z 

Analysis

Why do glassblowers need to follow safety rules?

Glassblowing

Level F




Reading a-z 

Cause and Effect

What causes the bowl to get wider?

Glassblowing

Level F

Reading a-z 

Compare and Contrast

How are hot glass and honey alike? How are they different?

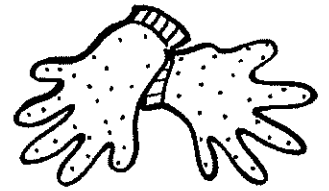
Glassblowing

Level F


Name _____


sl	pl	gl
fl	cl	bl




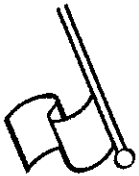


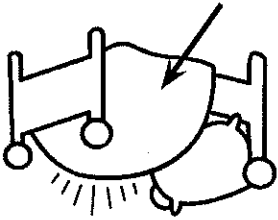













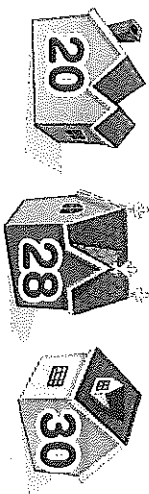


Instructions: Have students write the /-family blend they hear at the beginning of each word.

Problem Solving

Use the number line to solve each problem below.

7. Lisa's house number is 20. Paul's house number is 30. Carla's house number is 28. Does Carla live closer to Lisa or to Paul?



Carla lives closer to _____.

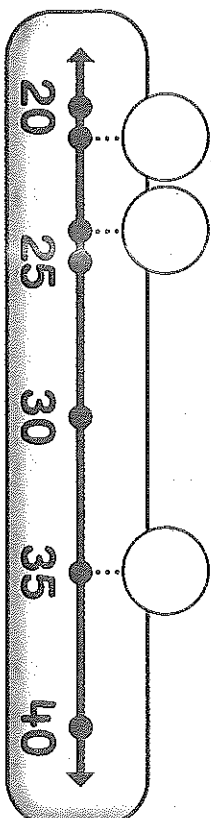
9. Stan's locker number is 105.
 Jeff's locker number is 110.
 Marta's locker is closer to Stan's locker.

Which number is Marta's locker?

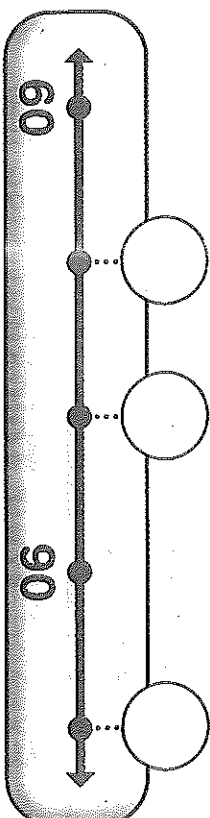
- 112
 110
 108
 106

8. Some friends play a game. Andy scores 21 points. Matt scores 35 points. Jeremy scores 24 points. Is Jeremy's score closer to Andy's score or Matt's score?

Jeremy's score is closer to _____ score.



10. **Extend Your Thinking** Write the number 80 on the number line. How do you know where to place it? Write the other numbers on the number line.



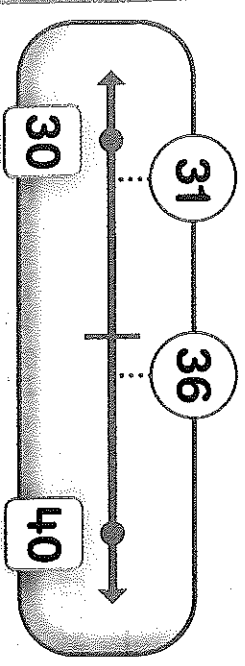


Homework 10-14
Ordering
Numbers on the
Number Line

Another Look A number line shows the order of numbers.

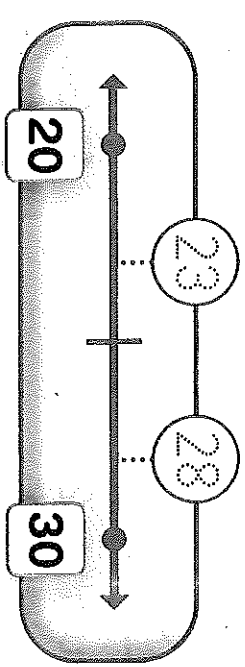
The numbers 31 and 36 are between 30 and 40.

31 is closer to 30.
 36 is closer to 40.



The numbers 23 and 28 are between 20 and 30.

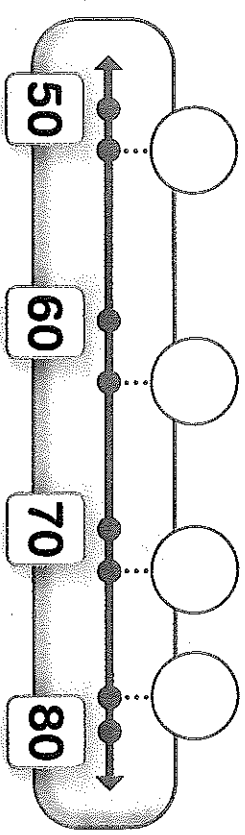
23 is closer to 20.
 28 is closer to 30.



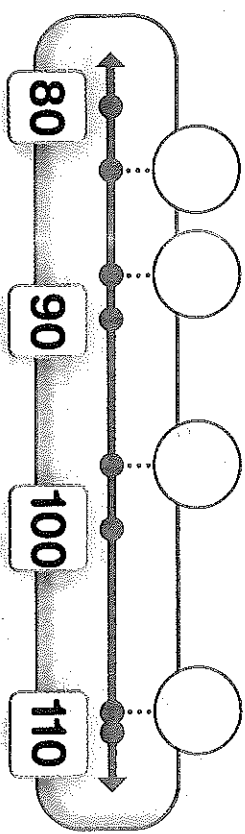
Write the numbers in the correct order on each number line.



1. 72, 63, 78, 52



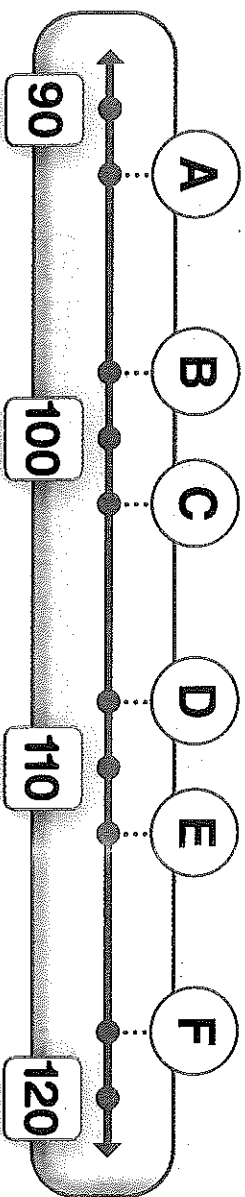
2. 88, 83, 97, 109



HOME CONNECTION
 Your child estimated the positions of numbers on a number line.

HOME ACTIVITY Draw a number line. Write 40 and 80 on the number line. Say a number between 40 and 80. Have your child write the number on the number line. Repeat with additional numbers up to 120.

Use the number line to solve each problem below.



3. Which letter shows where the number 98 should go?

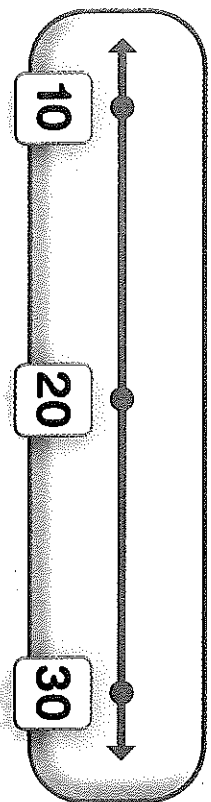
A B C D

4. Which number should take the place of the letter E?

118 115 112 105

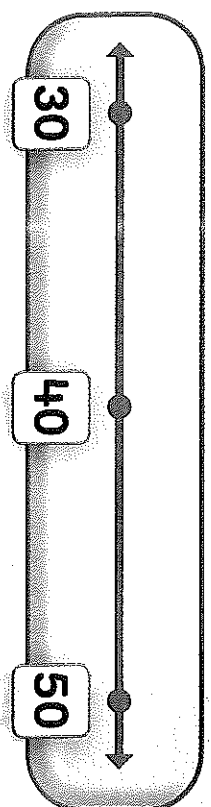
5. Marissa wears the number 26. Grace wears the number 12. Lori wears the number 18.

Write their numbers on the number line.



6. Gary's team scores 37 points. Molly's team scores 43 points. Antonio's team scores 32 points.

Write the numbers on the number line.



7. **Extend Your Thinking**
Choose 5 numbers that belong on the number line. Write the numbers where they belong.

