



**MOUNT PLEASANT INDEPENDENT SCHOOL DISTRICT
P.O. BOX 1117
MOUNT PLEASANT, TEXAS 75456-1117
(903) 575-2000**

March 23, 2020

Mount Pleasant ISD Parents and Guardians,

In an effort to meet the requirements provided by The Texas Education Agency for our students to continue to receive instruction during this closure, we have worked to provide two ways that students can continue to learn in lieu of in-person instruction.

We will provide paper-packets of student work that will be available for parents by one of the following ways:

- Access the packets online at www.mpisd.net and return them by any way available electronically to your child's teacher (email, screenshot, app, text, etc.). Additional resources for parents and students to communicate remotely will also be posted on our district's site as well.
- A pick-up process (more information to come on this soon)

We will also provide online/remote instruction by using many resources. Any ways in which your child's teachers have been utilizing technology, providing instruction, and communicating with students will continue. In addition to this, links and resources for online learning and instruction will be posted beginning Monday, March 30 at www.mpisd.net. On March 30, there will also be a tech help-desk phone number available for parents and students who need assistance with accessing remote instruction.

Your child's continued learning is our priority. Thank you for being understanding and flexible as changes continue to occur and for giving us the opportunity to educate your child in Mount Pleasant ISD!

Sincerely,
Mike Lide
Deputy Superintendent-Curriculum & Instruction
Mount Pleasant ISD



**MOUNT PLEASANT INDEPENDENT SCHOOL DISTRICT
P.O. BOX 1117
MOUNT PLEASANT, TEXAS 75456-1117
(903) 575-2000**

23 de marzo del 2020

Padres y Tutores del Distrito Independiente Mount Pleasant,

La Agencia de Educación de Texas (TEA siglas en inglés) requiere que los estudiantes continúen recibiendo instrucción cuando hay un cierre de la escuela. Para cumplir con este requisito, hemos desarrollado dos formas que reemplazarán la instrucción directa entre los maestros y los estudiantes.

Proveeremos un paquete con prácticas para cada estudiante que será disponible a los padres de las siguientes maneras:

- Acceder la información en línea en www.mpisd.net y regresarla por cualquier medio disponible electrónicamente (correo electrónico, captura de pantalla, aplicación, etc.). Se publicarán recursos adicionales en nuestro sitio web para que los padres y los estudiantes puedan comunicarse a distancia con el distrito.
- Recoger las asignaciones en persona. Enviaremos más información de cómo se llevará a cabo este proceso.

El Distrito proveerá instrucción remota utilizando diferentes medios. Las maestras continuarán usando cualquier método de tecnología que han usado durante el año escolar para comunicarse con ustedes y los estudiantes. Adicionalmente, publicaremos enlaces para educación en línea y un número de teléfono si necesita ayuda técnica en www.mpisd.net comenzando el lunes, 30 de marzo del 2020.


El aprendizaje continuo de su hijo(a) es nuestra prioridad. ¡Gracias por ser comprensivos y flexibles durante estos cambios y por darnos la oportunidad de educar a su hijo(a) en el Distrito Escolar Mount Pleasant!

Sinceramente,
Mike Lide
Superintendente Adjunto-Currículo e Instrucción
Mount Pleasant ISD

Moms Do So Much

A Reading A-Z Level C Leveled Book

Word Count: 54



 **Reading A-Z**

Visit www.readinga-z.com
for thousands of books and materials.

LEVELED BOOK • C


Moms Do So Much



Written by Edie Evans

www.readinga-z.com

Moms Do So Much



Written by Edie Evans

www.readinga-z.com

Photo Credits:

Front cover, page 8: © Suzi Eszterhas/Minden Pictures; back cover, title page:
© Richard Du Toit/Minden Pictures; page 3: © Tom & Pat Leeson/ardea.com;
page 4: © Tim Fitzharris/Minden Pictures; page 5: © Katherine Feng/Minden
Pictures; page 6: © Henk Bentlage/Stock/Thinkstock; page 7: © M. Watson/
ardea.com; page 9: © T.J. Rich/NPL/Minden Pictures; page 10: © Nick Garbut/
NPL/Minden Pictures

Moms Do So Much
Level C Leveled Book
© Learning A-Z
Written by Edie Evans

All rights reserved.

www.readinga-z.com

Correlation

LEVEL C	
Fountas & Pinnell	C
Reading Recovery	3-4
DRA	3-4



What do moms do?
Moms do so much!



This mom is feeding
her baby.



This mom is washing
her baby.



This mom is teaching
her baby.



This mom is singing
to her baby.



This mom is cuddling
her baby.



This mom is protecting
her baby.



Moms do so much!
What does your
mom do?



Moms Do So Much

Why might a mom cuddle
or sing to her baby?
How do you know?

Analyze

Reading A-Z



Moms Do So Much

How are the animals
in the story alike?
How are they different?

Compare and Contrast

Reading A-Z



Moms Do So Much

What kinds of things might
a mom teach her baby?

Make Inferences / Draw Conclusions

Reading A-Z



Moms Do So Much

Why is it important for a
mom to protect her baby?

Evaluate

Reading A-Z


Kindergarten

Writing

What does your mom do?


My mom

Lesson 15-1
As Many, More,
and Fewer


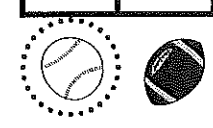



Directions Say: Daniel has a group of red cubes and a group of blue cubes. How can you find out which group has more cubes?


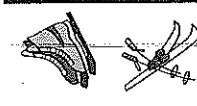
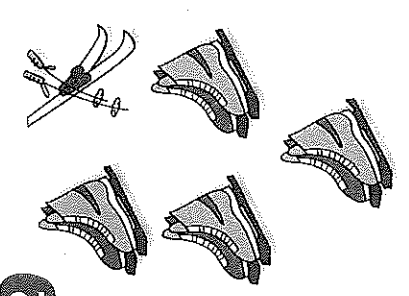
TEKS K.8A Collect, sort, and organize data into two or three categories. Also, K.8. Mathematical Process Standards K.1D, K.1E, K.1F.



★ **Guided Practice**




2




Directions Have students color a box on the graph for each object, and then circle the object next to the row with more objects or circle the exercise number if the number of objects is the same.


3




4




5



6







Directions Have students color a box on the graph for each object, and then circle the object next to the row with fewer objects or circle the exercise number if the number of objects is the same.






Practice

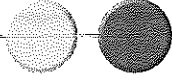


7




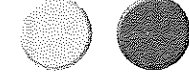
8



9



10



Directions Have students color a box on the graph for each object, and then circle the object next to the row with more objects or circle the exercise number if the number of objects is the same; draw a set of yellow counters that has 2 fewer than a set of red counters, color a box on the graph for each counter, and then circle the object next to the row with more counters.